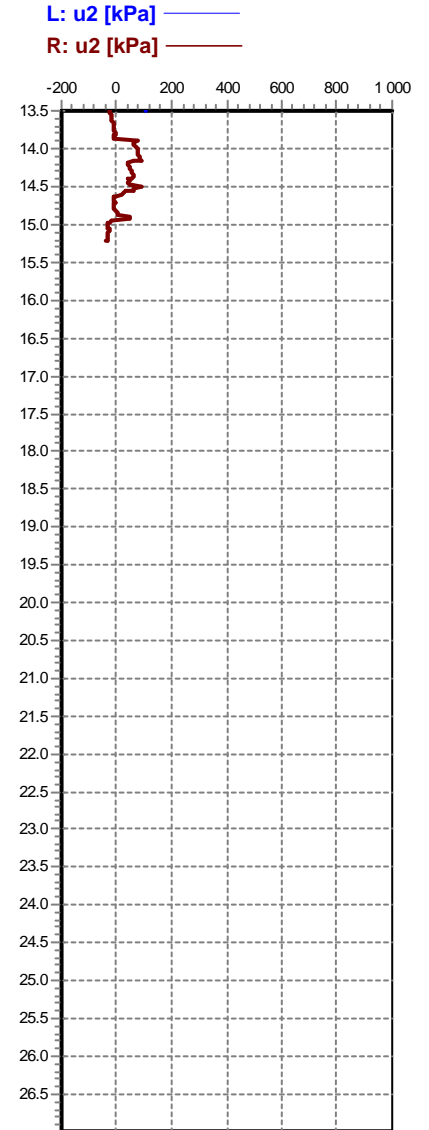
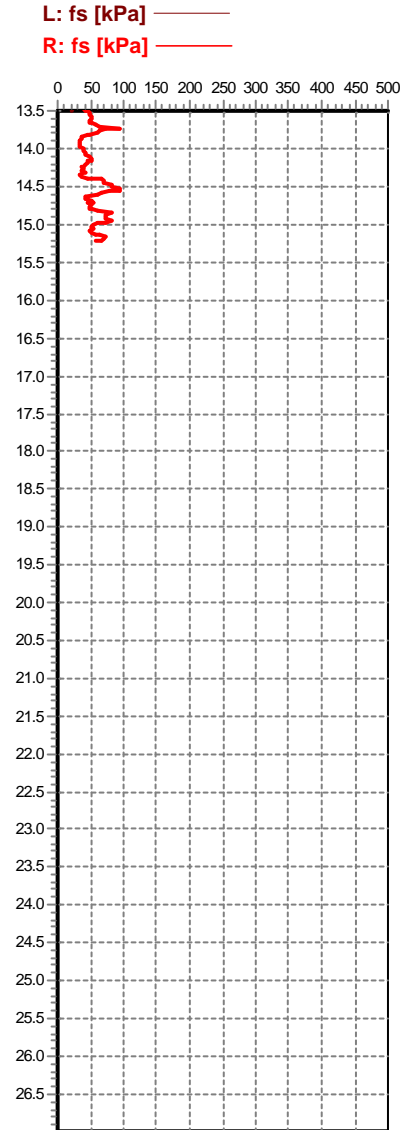
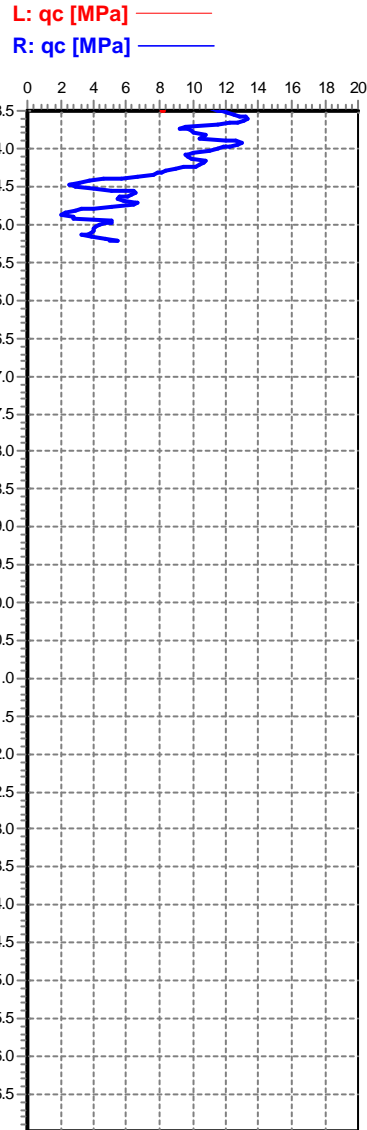
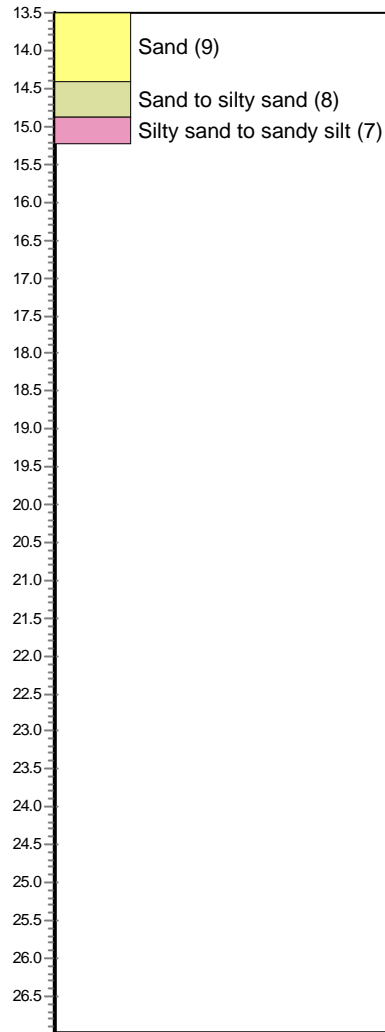



<b>L</b>	Test no: BH166A	Date: 1/02/00	<b>R</b>	Test no: CP-3	Date: 23.11.2004	Page No.: 1/2
Coordinates: X = 1244.00; Y = 66543.00; Z = 8848.00			Coordinates: X = ; Y = ; Z =			<b>GEO</b> soft
Location: West Palm Beach			Location: Dark Side of the Moon			
Client: Von Stirlitz, AG			Client: Crazy Drillers, Inc.			
Project: 9968201			Project: Vega Station			

Classification by  
Robertson 1986

Classification by  
Robertson 1986



<b>L</b>	Test no: BH166A	Date: 1/02/00	<b>R</b>	Test no: CP-3	Date: 23.11.2004	Page No.: 2/2
Coordinates: X = 1244.00; Y = 66543.00; Z = 8848.00			Coordinates: X = ; Y = ; Z =			<b>GEO</b> soft
Location: West Palm Beach			Location: Dark Side of the Moon			
Client: Von Stirlitz, AG			Client: Crazy Drillers, Inc.			
Project: 9968201			Project: Vega Station			